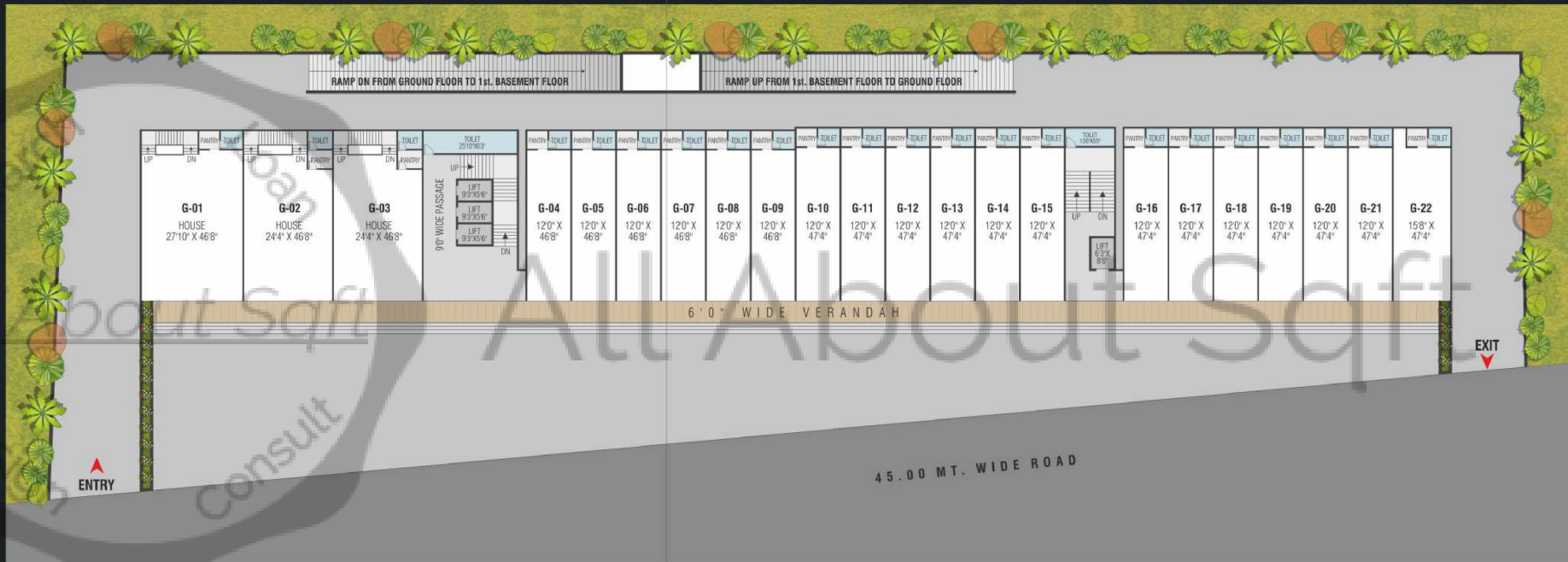


GROUND FLOOR

HOUSE/SHOP	AREA
G-01	SA-2598 SFT.
G-02 TO G-03	SA-2270 SFT.
G-04 TO G-09	SA-1120 SFT.
G-10 TO G-21	SA-1136 SFT.
G-22	SA-1483 SFT.



ENTRY

EXIT

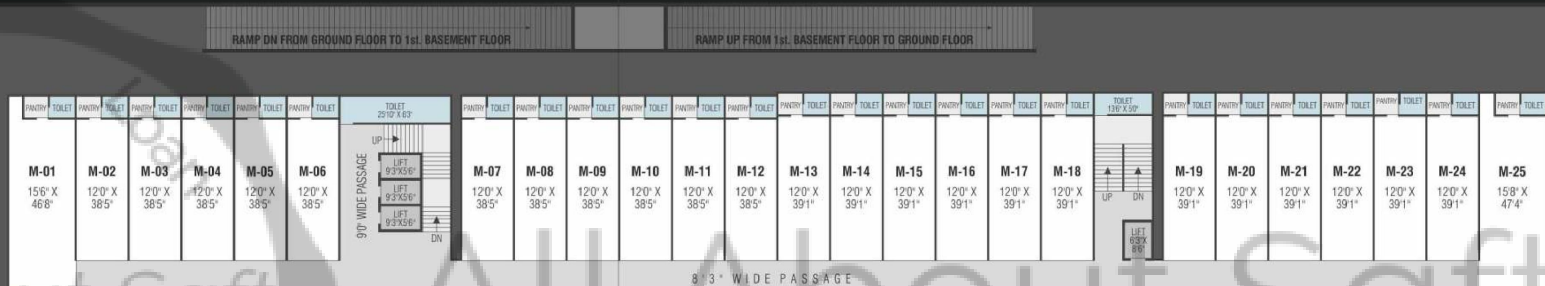
6'0" WIDE VERANDAH

45.00 MT. WIDE ROAD



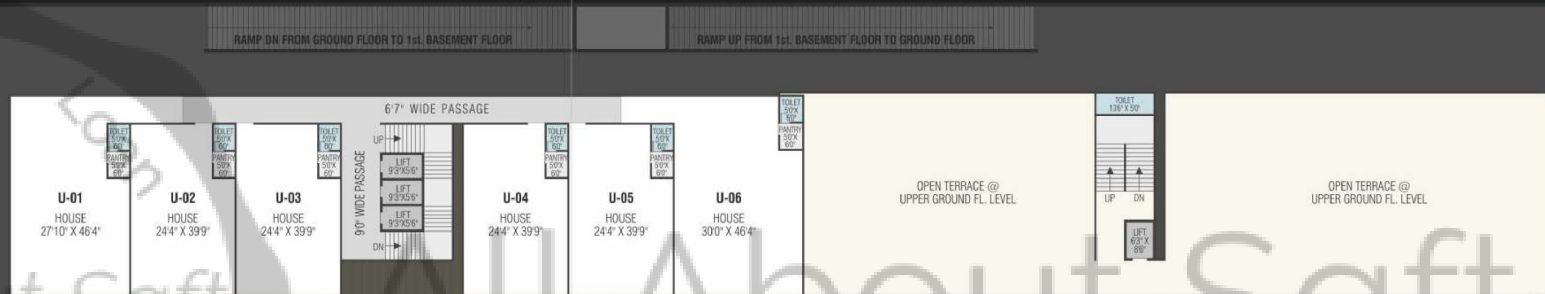
MEZZANINE FLOOR

SHOP	AREA
M-01	SA-1442 SFT.
M-02 TO M-12	SA-922 SFT.
M-13 TO M-24	SA-938 SFT.
M-25	SA-1483 SFT.



UPPER GROUND FLOOR

SHOP	AREA
U-01	SA-2734 SFT.
U-02 TO U-05	SA-1936 SFT.
U-06	SA-2936 SFT.



N

All About Sqft

Design Consult

TYPICAL 1st TO 7th FLOOR

SHOP	AREA
101	SA-2734 SFT.
102 TO 105	SA-1936 SFT.
106	SA-2936 SFT.

